




Champion Ornamental plaques are cast of 85.5.5 virgin bronze with over 40 years of craftsmanship at hand. Three unique backing textures are offered—hand mottle, leatherette, and pebble. Tablets are hand chased and chemically colored to assure a look of quality. All letters and borders are belt polished to assure a clean, sharp appearance, and plaques are coated with the best lacquer available. Each tablet is manufactured as an individual work of art to suit the customer. The tablets shown are available in any size from 10 square inches to 2500 square inches in bronze or aluminum.




PL-101
Bronze 14" x 15½". Wood mount, special pattern. Classic and roman letters.



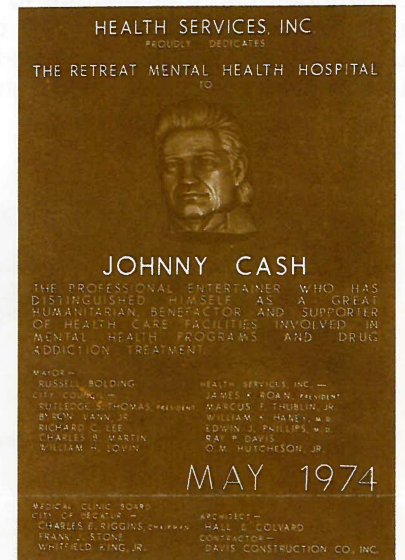
PL-102
Bronze 24" x 36". Plain edge. Clarendon and Futura letters.



PL-104
Bronze 18" x 24". Single line border, block and ribbon letters.



PL-106
Aluminum 26" x 29". Special pattern, ribbon letters.



PL-107
Bronze 24" x 36". Plain edge, ribbon and Futura letters.

STANDARD LETTER STYLES

Most styles available in 1/4", 5/16", 3/8", 1/2", 5/8", 3/4", 1", 1-1/2".

OVAL FACE

HELVETICA

COND. BLOCK

CAYUGA

CLASSIC

RIBBON

FUTURA

ROMAN

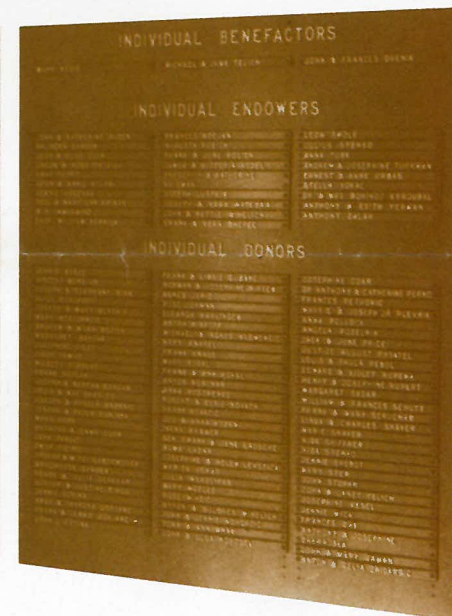

CLARENDON

CLASSIC COND.

MODERN BLOCK



PL-103
Cast bronze. Add-a-name tablets, covering 4' x 8'.



Specifications

Bronze (Aluminum) tablet(s) shall be as manufactured by CHAMPION ORNAMENTAL CASTING INC., 1621 East 41st Street, Cleveland, Ohio 44103. The tablet shall be approximately _____ by _____ inches and shall be as shown on the drawings (or shall contain approximately _____ letters in the inscription). Letters shall be _____ style and shall have a belt polished face. Background shall

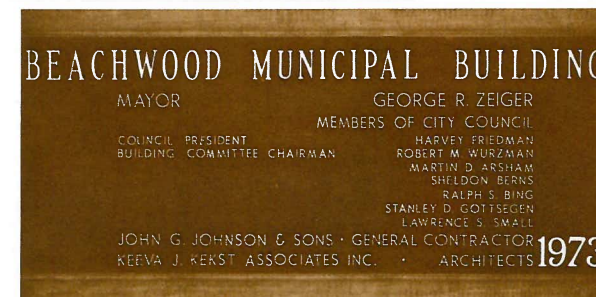

be pebble (leatherette, hand mottle, or other) texture and shall be allowed to oxidize. Border shall be number _____ and polished. Entire tablet shall have a spray-on lacquer finish.

Furnish full scale shop drawing or "rub" for approval prior to casting.

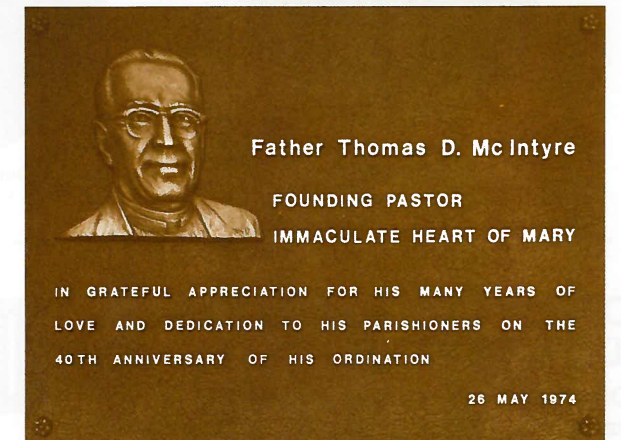
Erection of tablet to be by _____ method (see installation method).



PL-108
Aluminum 18" x 24". Plain edge, special, cayoga letters.

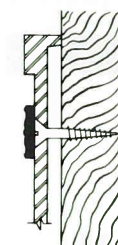


PL-109
Bronze 15" x 30". Special pattern, condensed classic and ribbon letters.

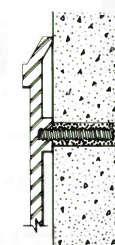


PL-110
18" x 24". Plain edge, Helvetica letters.

MOUNTING DETAILS



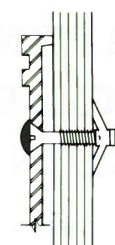
1. Screws and rosettes used for installations on wood facing.



2. Concealed method of fastening threaded rods mounted on back of tablet set in grout.

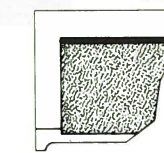


3. Bronze or stainless steel screws set in to lead anchors or expansion shields. Ornamental rosettes cover heads of screws.

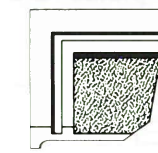


4. Toggle bolts used for hollow tile and similar thin facing materials.

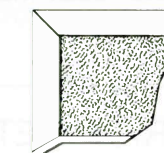
BORDER STYLES



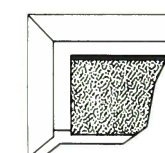
1. SINGLE LINE



2. DOUBLE LINE



3. BEVELED EDGE



4. SINGLE LINE BEVELED EDGE



5. PLAIN EDGE